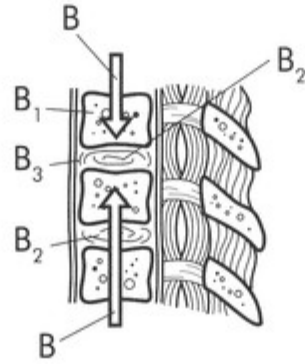
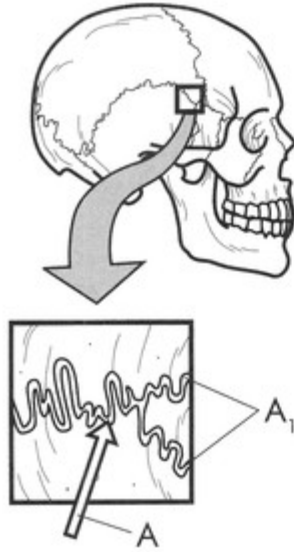
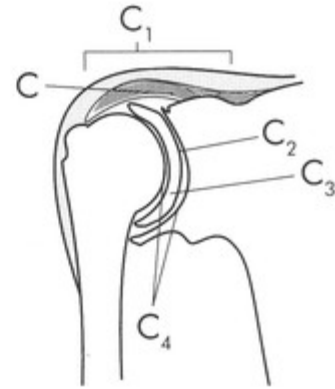


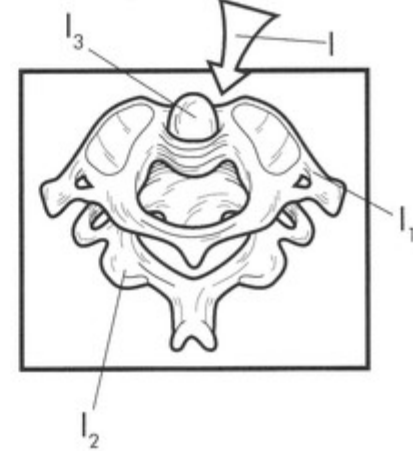
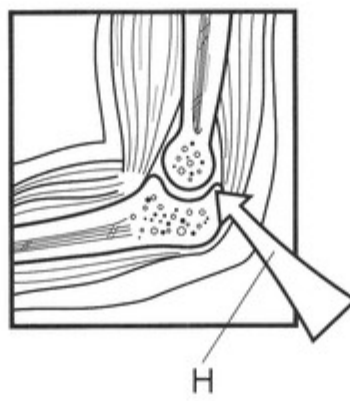
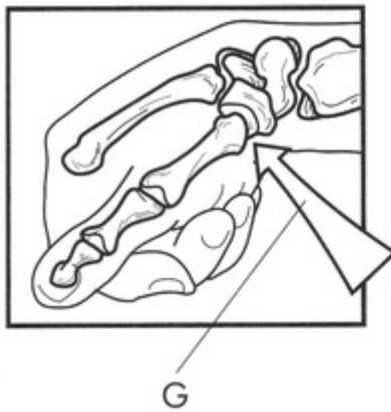
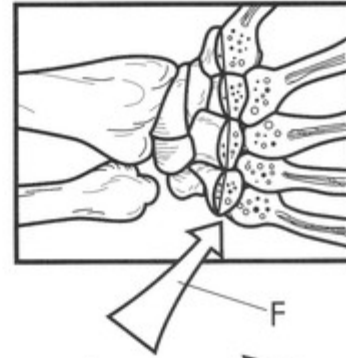
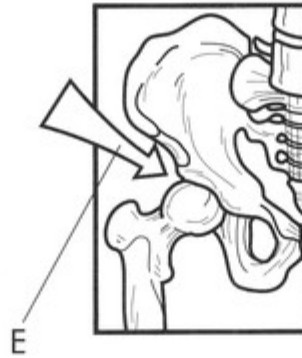
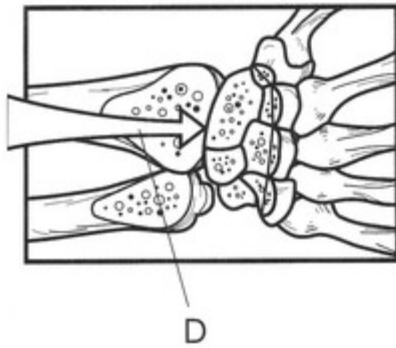
CATEGORIES OF JOINTS



JOINTS AND ARTICULATIONS



TYPES OF DIARTHROSES



- Synarthrosis A
- Fibrocartilage A1
- Amphiarthrosis B
- Vertebrae B1
- Invertebral disk B2
- Fibrocartilage B3
- Diarthrosis C

- Fibrous joint capsule C1
- Synovial membrane C2
- Synovial fluid C3
- Articular cartilages C4
- Condylloid joint D
- Ball-and-socket joint E
- Gliding joint F

- Saddle joint G
- Hinge joint H
- Pivot joint I
- Atlas I1
- Axis I2
- Odontoid process I3