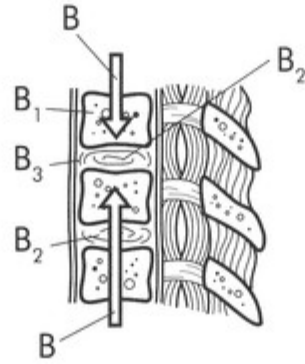
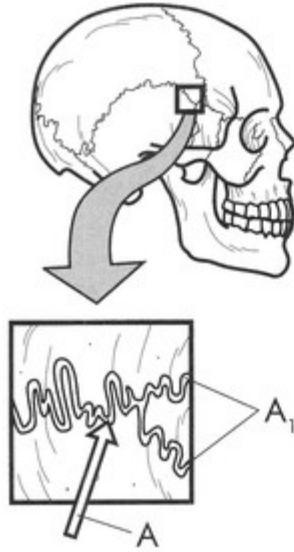
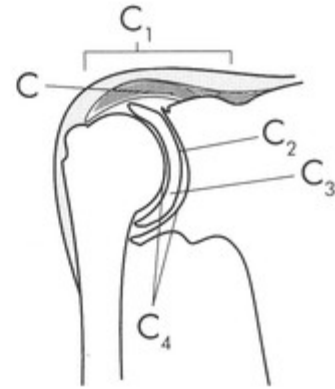


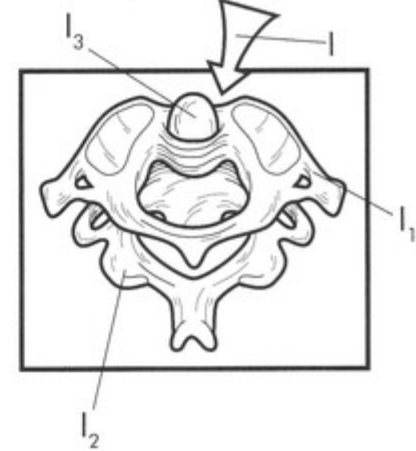
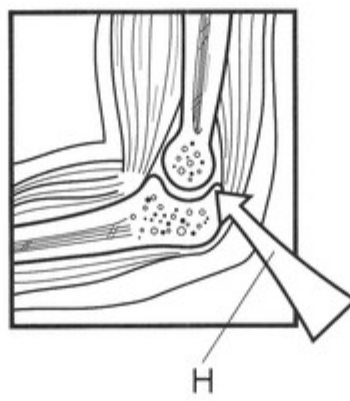
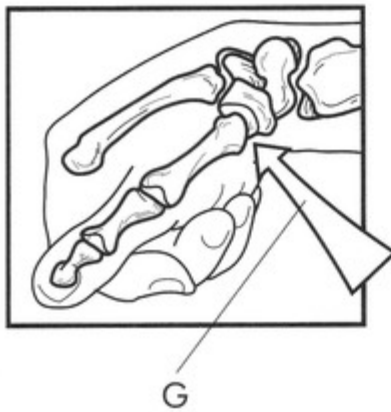
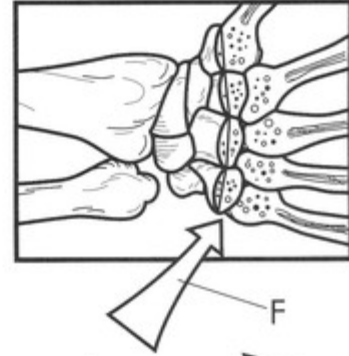
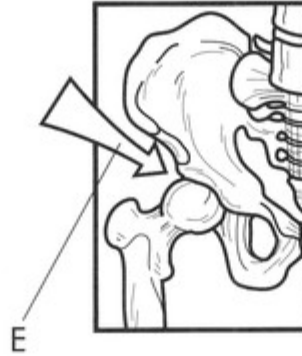
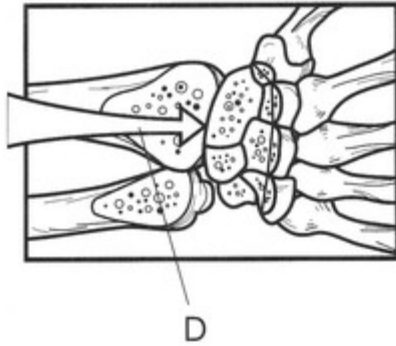
CATEGORIES OF JOINTS



**JOINTS AND ARTICULATIONS**



TYPES OF DIARTHROSES



- Synarthrosis     A     ○
- Fibrocartilage     A<sub>1</sub>     ○
- Amphiarthrosis     B     ○
- Vertebrae     B<sub>1</sub>     ○
- Intervertebral disk     B<sub>2</sub>     ○
- Fibrocartilage     B<sub>3</sub>     ○
- Diarthrosis     C     ○

- Fibrous joint capsule     C<sub>1</sub>     ○
- Synovial membrane     C<sub>2</sub>     ○
- Synovial fluid     C<sub>3</sub>     ○
- Articular cartilages     C<sub>4</sub>     ○
- Condyloid joint     D     ○
- Ball-and-socket joint     E     ○
- Gliding joint     F     ○

- Saddle joint     G     ○
- Hinge joint     H     ○
- Pivot joint     I     ○
- Atlas     I<sub>1</sub>     ○
- Axis     I<sub>2</sub>     ○
- Odontoid process     I<sub>3</sub>     ○