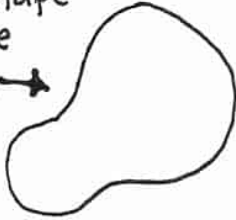


HOW TO DRAW RUDOLPH



1. Start with a shape like this. →




2. Add two ears & two antlers like these.



3. Now add eyes and a mouth.




4. ok! Now give Rudolph a neck and a body. His body looks like an egg laying on its side, doesn't it?



5. How about his tail?

6. He needs four legs so he can run fast! Draw them curvy like this. →



7. The finishing touch? Give him a BIG RED NOSE!

