

# STAND-UP ALLIGATOR

**Directions:**


1. Print out this page and decorate with Crayola<sup>®</sup> crayons or markers. Cut out one of each shape and glue to a thin piece of cardboard. For example, a recycled cereal box. Trim cardboard.
2. Glue the matching shape onto the back of the cardboard piece.
3. Cut a slit on each dotted line. Fit each piece together by sliding into the slots. Match letters.



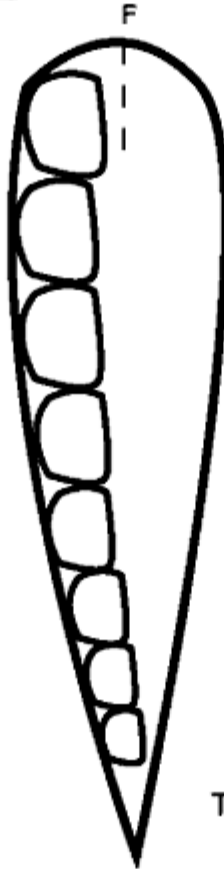
Legs & Feet




Head



Top of Body



Tails



Bottom of Body