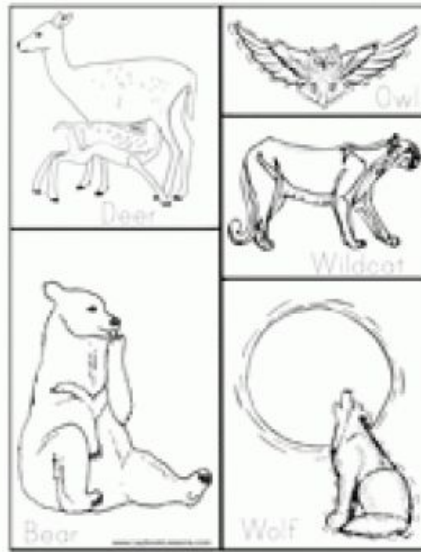




Little House in the Big Woods

www.LapbookLessons.com



The Smokehouse

Color the smokehouse, and attach the door with a piece of tape or string.

Write your own three history facts, or glue a piece of paper (like from 800) about an event, and a little story of history events (about smoking) about it, smoking.

For a snack, have hot pork, or if you have a smoker and some hot game, make some hot pork.

Optional Craft: Cut chicken cut out shapes of meat and spread them on your page, from being up.

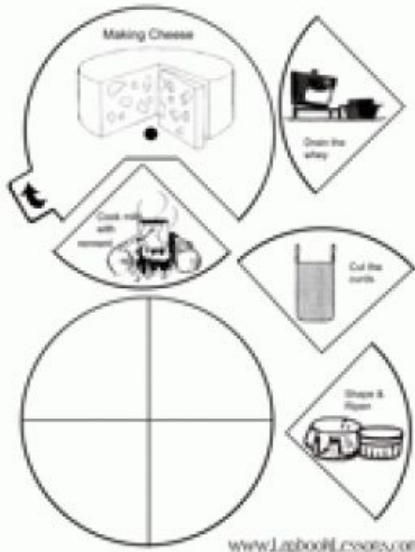
Cultural Activity: The air space around the smokehouse (the back 800) looks like that they need to use the same for.

Please bring me many 3 sets of words... use your words to say "Dear".
Please bring me 1 hole of paper.
Please put the words from the page.

etc.

www.LapbookLessons.com

Little House Lapbook in the Big Woods MEMBERS **PRINT** FREE HERE



www.LapbookLessons.com



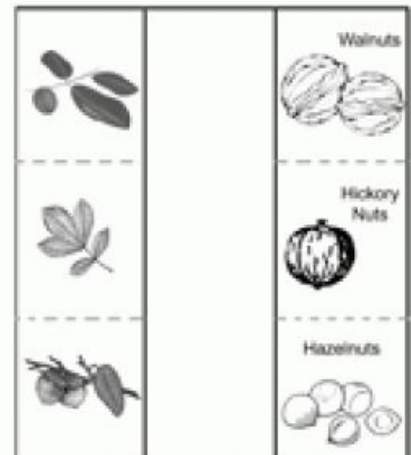
Christmas Mittens

Color these mittens with your favorite design. Then cut out the labels and glue them over the correct mitten.

Left

Right

www.LapbookLessons.com



Cut out and fold into three's. Cut a slice on the dotted lines. Try and pick up a bag of nuts and see your other nuts there. On the inside write about the nuts there. Do you like them?

www.LapbookLessons.com