

Glue here!

Directions:




1. Color the pictures.



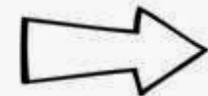

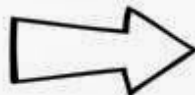

2. Cut on the dotted lines.



3. Glue the edges to make a hat.



© A. Morrison, 2014, The Primary Techie



Glue here!