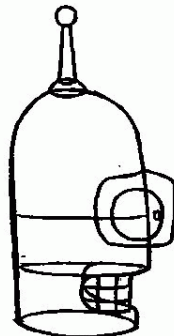
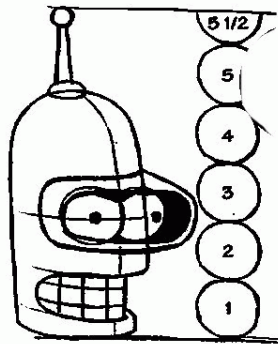
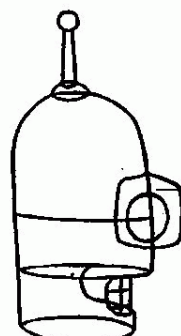


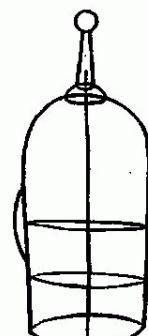
FRONT



SIDE



3/4 REAR



REAR

# BENDER

BENDER'S BODY IS SHAPED LIKE A SLURPEE CUP

ARMS ARE BOWED SLIGHTLY

ELBOW LINE, HALFWAY BETWEEN HAND AND SHOULDER

HANDS HANG DOWN TO JUST ABOVE THE KNEES

BENDER IS JUST OVER 3 HEADS TALL.

EACH ARM HAS 5 LINES, INCLUDING THE ELBOW LINE

KNEE LINE, HALFWAY BETWEEN FOOT AND BODY

EACH LEG HAS 5 LINES, INCLUDING THE KNEE LINE

